



Harmony Biosciences Q2 2022 Financial and Business Update

August 2, 2022

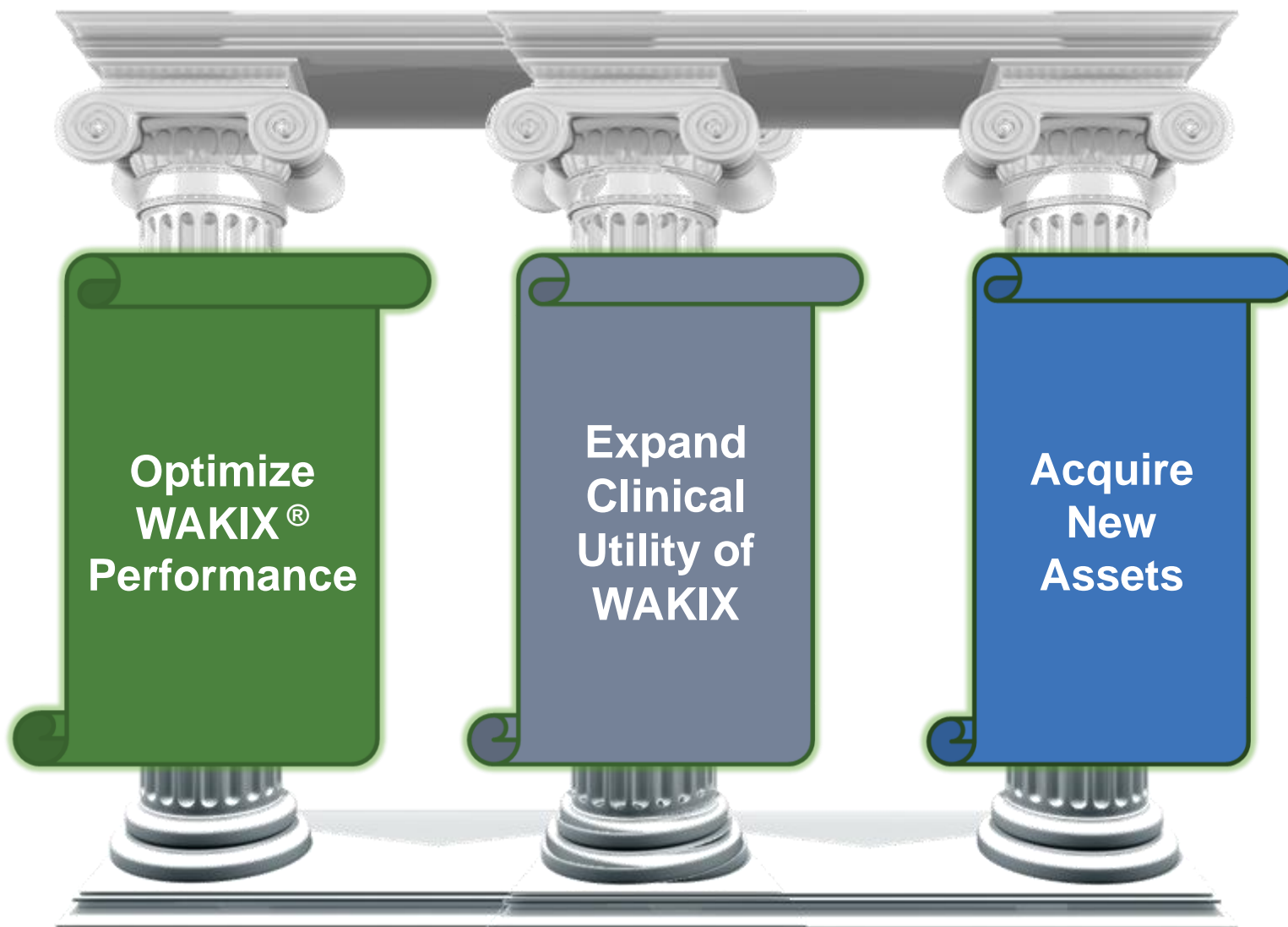


Legal Disclaimer

This presentation includes forward-looking statements within the meaning of the Private Securities Reform Act of 1995. All statements other than statements of historical facts contained in these materials or elsewhere, including statements regarding Harmony Biosciences Holdings, Inc.'s (the "Company") future financial position, business strategy and plans and objectives of management for future operations, should be considered forward-looking statements. Forward-looking statements use words like "believes," "plans," "expects," "intends," "will," "would," "anticipates," "estimates," and similar words or expressions in discussions of the Company's future operations, financial performance or the Company's strategies. These statements are based on current expectations or objectives that are inherently uncertain, especially in light of the Company's limited operating history. These and other important factors discussed under the caption "Risk Factors" in the Company's Annual Report on Form 10-K filed with the U.S. Securities and Exchange Commission (the "SEC") on February 28, 2022, and its other filings with the SEC could cause actual results to differ materially and adversely from those indicated by the forward-looking statements made in this presentation. While the Company may elect to update such forward-looking statements at some point in the future, it disclaims any obligation to do so, even if subsequent events cause its views to change.

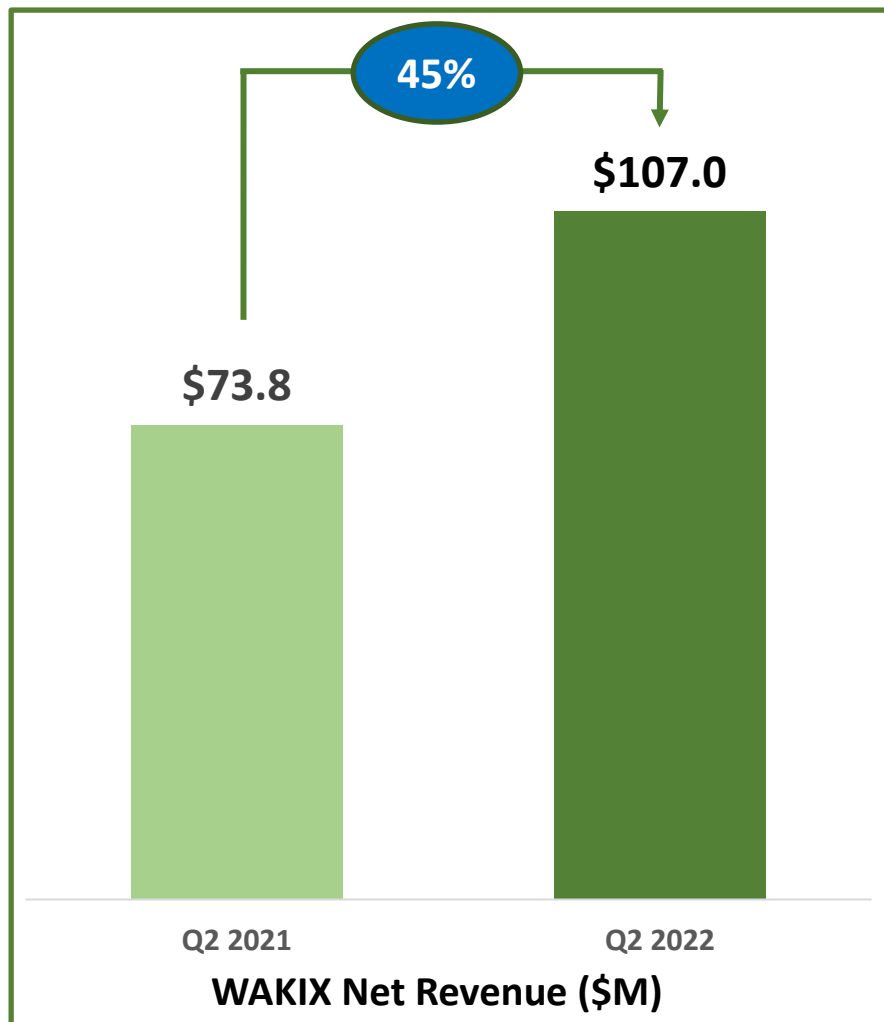
This presentation includes information related to market opportunity as well as cost and other estimates obtained from internal analyses and external sources. The internal analyses are based upon management's understanding of market and industry conditions and have not been verified by independent sources. Similarly, the externally sourced information has been obtained from sources the Company believes to be reliable, but the accuracy and completeness of such information cannot be assured. Neither the company, nor any of its respective officers, directors, managers, employees, agents, or representatives, (i) make any representations or warranties, express or implied, with respect to any of the information contained herein, including the accuracy or completeness of this presentation or any other written or oral information made available to any interested party or its advisor (and any liability therefore is expressly disclaimed), (ii) have any liability from the use of the information, including with respect to any forward-looking statements, or (iii) undertake to update any of the information contained herein or provide additional information as a result of new information or future events or developments.

Harmony's Strategy for Growth



Q2 2022 WAKIX® Net Revenue Performance

Q2 2022 Net Revenue of \$107.0M



2Q21	1Q22	2Q22	Δ 2Q22 vs. 1Q22	Δ 2Q22 vs. 2Q21
\$73.8	\$85.3	\$107.0	25%	45%

Strong Revenue Growth

- 45% growth Q2 2022 vs. Q2 2021
- 25% growth Q2 2022 vs. Q1 2022
- Strong momentum in top line prescription demand and new patient starts

Driving Growth Through Our Launch For WAKIX[®]

Q2 2022 Performance



~75% In-Person
Access to HCPs



Patient Outreach
Programs & Support

~4,300 Average # of
WAKIX Patients



Healthcare Professional
Educational Initiatives

Continued Growth in
Depth & Breadth of Prescriber Base



Managed Care
Education & Outreach

>80% U.S. Covered Lives With Formulary Access

Harmony Development Pipeline

Product / Indication	Pre-IND	Phase 1	Phase 2	Phase 3	Regulatory Filing ⁽¹⁾	Marketed Product	Upcoming Milestones
WAKIX®							
EDS in Narcolepsy (Adults)							
Cataplexy in Narcolepsy (Adults)							
Pitolisant							
Pediatric Narcolepsy ⁽²⁾							Trial completed
Idiopathic Hypersomnia (IH)							Trial initiated 1H 2022
Prader-Willi Syndrome (PWS)							Top line data Q4 2022
Myotonic Dystrophy (DM)							Top line data 2023
HBS-102							
Prader-Willi Syndrome (PWS)							Pre-clinical POC 2022

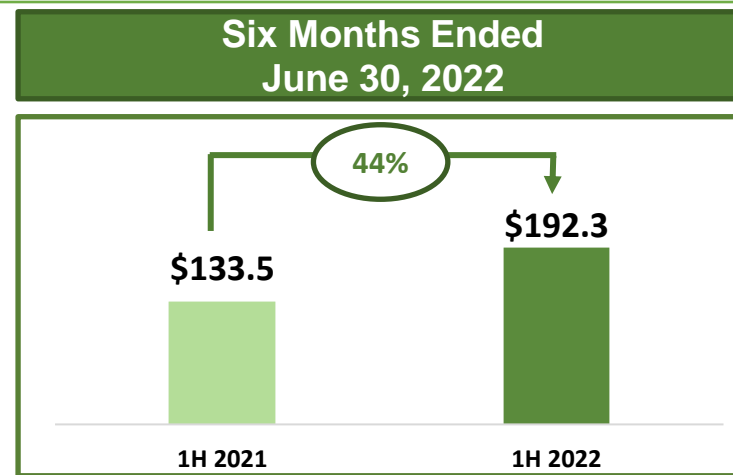
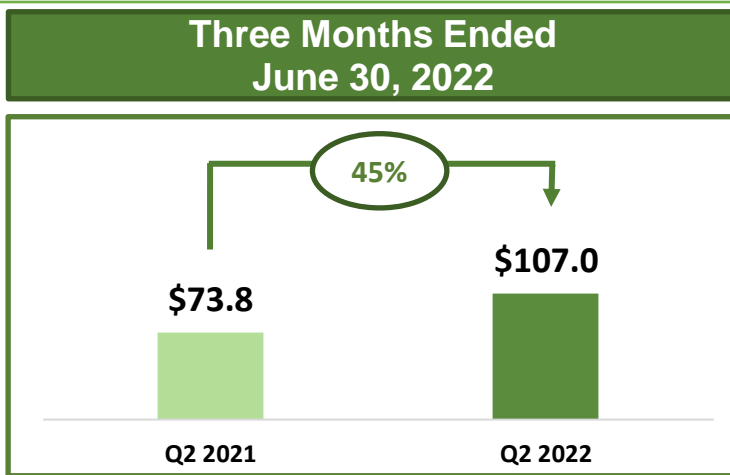
(1) Includes New Drug Applications and supplemental New Drug Applications.

(2) Bioprojet conducted pediatric narcolepsy trial

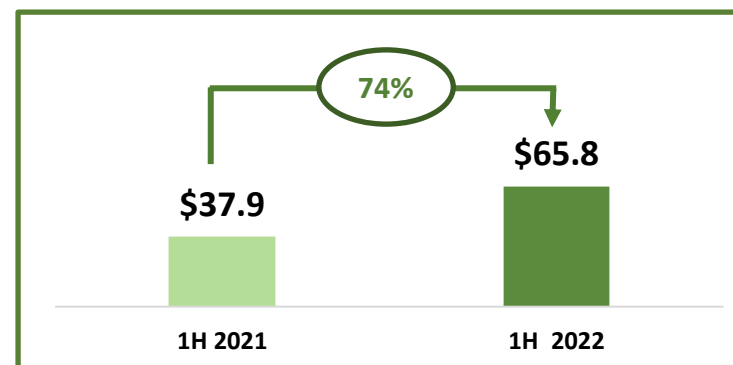
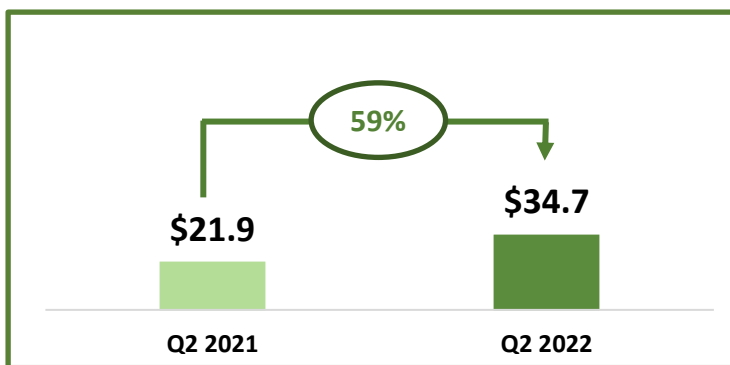
Financial Highlights

(In millions, USD)

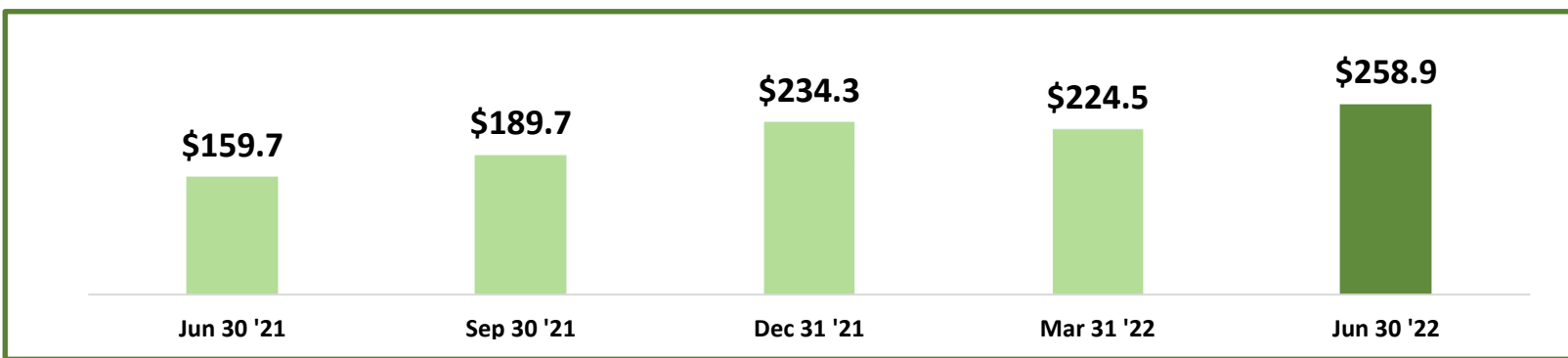
Net Product Revenues



Non-GAAP Adjusted Net Income⁽¹⁾



Cash, Cash Equivalents & Investments



(1) Non-GAAP Adjusted Net Income= GAAP Net Income excluding non-cash interest expense, depreciation, amortization, stock-based compensation, other non-operating items and tax effect of these items

Q2 2022 Financial Summary

<i>(In millions, USD)</i>	Three Months Ended June 30,		% Change
	2022	2021	
Net Product Revenues	\$107.0	\$73.8	45%
Cost of Product Sold	18.9	12.7	49%
Total Operating Expenses	\$55.0	\$37.8	45%
R&D Expense	12.7	6.5	95%
S&M Expense	20.2	17.0	18%
G&A Expense	22.2	14.3	55%
Net Income	\$23.5	\$14.1	67%
Cash, cash equivalents & investments	\$258.9		

Totals may not foot due to rounding

Q2 2022 GAAP vs Non-GAAP Reconciliation

<i>(In millions, USD)</i>	Three Months Ended June 30,	
	2022	2021
GAAP net income	\$23.5	\$14.1
Non-cash interest expense ⁽¹⁾	0.4	0.7
Depreciation	0.1	0.1
Amortization ⁽²⁾	6.0	4.6
Stock-based compensation expense	7.4	3.8
Income tax effect related to Non-GAAP adjustments ⁽³⁾	(2.7)	(1.5)
Non-GAAP adjusted net income	\$34.7	\$21.9
GAAP net income per diluted share	\$0.39	\$0.24
Non-GAAP adjusted net income per diluted share	\$0.57	\$0.37
Weighted average number of shares of common stock used in non-GAAP diluted per share	60,922,672	58,592,876

Totals may not foot due to rounding

(1) Includes amortization of deferred finance charges

(2) Includes amortization of intangible assets related to WAKIX

(3) Calculated using the reported effective tax rate for the periods presented



Thank You

